



Title:


## Certificate of Analysis (CoA)

**Date:** 5/21/2026  
**Date Tested:** 5/20/2026  
**Customer:** The Good Gut Co  
**Testing material:** BPC-157\_KPV  
**Lot Number:** unspecified  
**BT Sample ID:** 005000040107887  
**Labeled Peptide Content/Potency:** 1 mg  
**Storage:** R.T.  
**Visual Description:** white and green capsule with white sample.  
**Labeled as:** BPC-157\_KPV  
**Manufacturer:** The Good Gut Co  
**Testing Purpose:** FTIR and HPLC analysis for the identification, purity, potency and composition of a peptide product. It does not provide information on particulate matter, microbial contamination or presence of endotoxins.



Test	Method	Specification	Result
General Appearance	USP <630>	white powder	white powder
Mass	USP <41>	As recorded	272.6 mg
FTIR Identification and Composition Analysis	USP <197A>	Sample spectrum should confirm the content of peptide via characteristic bands	FTIR sample spectrum confirms the presence of BPC-157_KPV with addition of excipient(s)/fillers.
HPLC Purity of Peptide Assay	USP <621>	Specifications: $\geq 98\%$	99.6 %
HPLC Potency Assay	USP <621>	Specifications: 90 – 110% of 0.5/0.5 mcg	KPV 0.8 mg (160 %) BPC-157 0.7 mg (140 %)
Peptide-to-Excipients Ratio	USP <1151>	Recommended ratios of (1:2) to (1:10) for (peptide: excipients)	1.5 : 271.1 mg (1:179.3)

The results of the CoA relate only to the item(s) tested and applied to the sample as received.



Andrea Castro, AS  
Scientist-II  
BTLabs



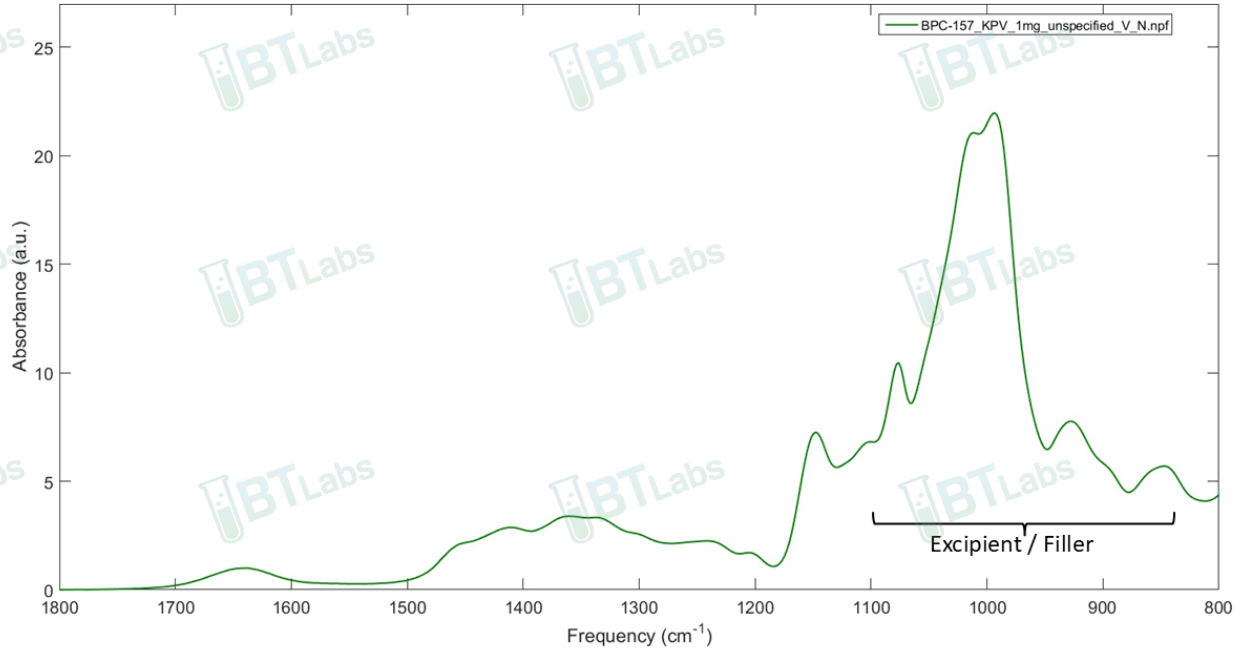
Verna Zheng, AS  
Scientist-II  
BTLabs



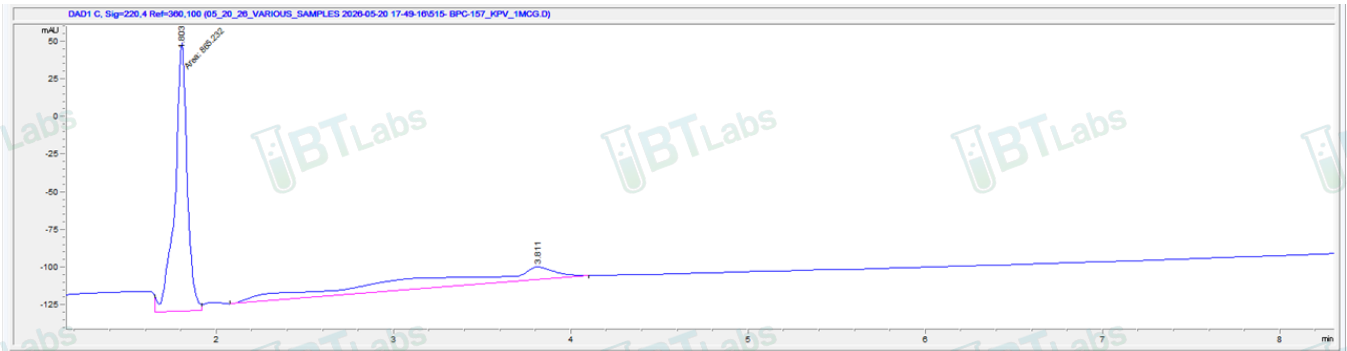
Title:

## Certificate of Analysis (CoA)

### FTIR ID and Composition Analysis: BPC-157 KPV Lot unspecified



### HPLC Purity and Potency Assay @ 220 nm: BPC-157 KPV Lot unspecified



#### **BPC-157 KPV Lot unspecified @ 220 nm**

Peak #:	Retention Time (min)	Area (mAU*s)
1	1.803	865.2
2	3.811	658.2